

Master Excel Skills: Unlock the Power of Pivot Tables, Subtotals, VLOOKUP, Power Query, and Dynamic Arrays for Comprehensive Data Analysis

In today's data-driven world, mastering Excel's analytical tools is essential for professionals in various fields. This comprehensive guide will empower you to unlock the full potential of Excel's data analysis capabilities. By delving into the intricacies of Pivot Tables, Subtotals, VLOOKUP, Power Query, and Dynamic Arrays, you'll gain the skills to transform raw data into insightful visualizations and actionable insights.



Power Excel 2024 with MrExcel: Master Pivot Tables, Subtotals, VLOOKUP, Power Query, Dynamic Arrays & Data Analysis by Jon A. Shank

★★★★☆ 4.6 out of 5

Language : English
File size : 44168 KB
Text-to-Speech : Enabled
Screen Reader : Supported
Enhanced typesetting : Enabled
Print length : 529 pages
Lending : Enabled
X-Ray for textbooks : Enabled



Chapter 1: The Power of Pivot Tables

Pivot Tables are an indispensable tool for summarizing and analyzing large datasets. You'll learn:

* How to create and customize Pivot Tables to suit your specific needs *
Advanced techniques for filtering, sorting, and grouping data * Best
practices for creating visually appealing and informative Pivot Tables

	A	B	C	D	E	F
1	Cookie Sales by Region					
2	SalesRep	Region	# Orders	Total Sales		
3	Bill	West	217	\$41,107		
4	Frank	West	268	\$72,707		
5	Harry	North	224	\$41,676		
6	Janet	North	286	\$87,858		
7	Joe	South	226	\$45,606		
8	Martha	East	228	\$49,017		
9	Mary	West	234	\$57,967		
10	Ralph	East	267	\$70,702		
11	Sam	East	279	\$77,738		
12	Tom	South	261	\$69,496		
13						
14						
15						

Chapter 2: Subtotals and Grand Totals

Subtotals and Grand Totals provide a quick and easy way to summarize data within groups. You'll discover:

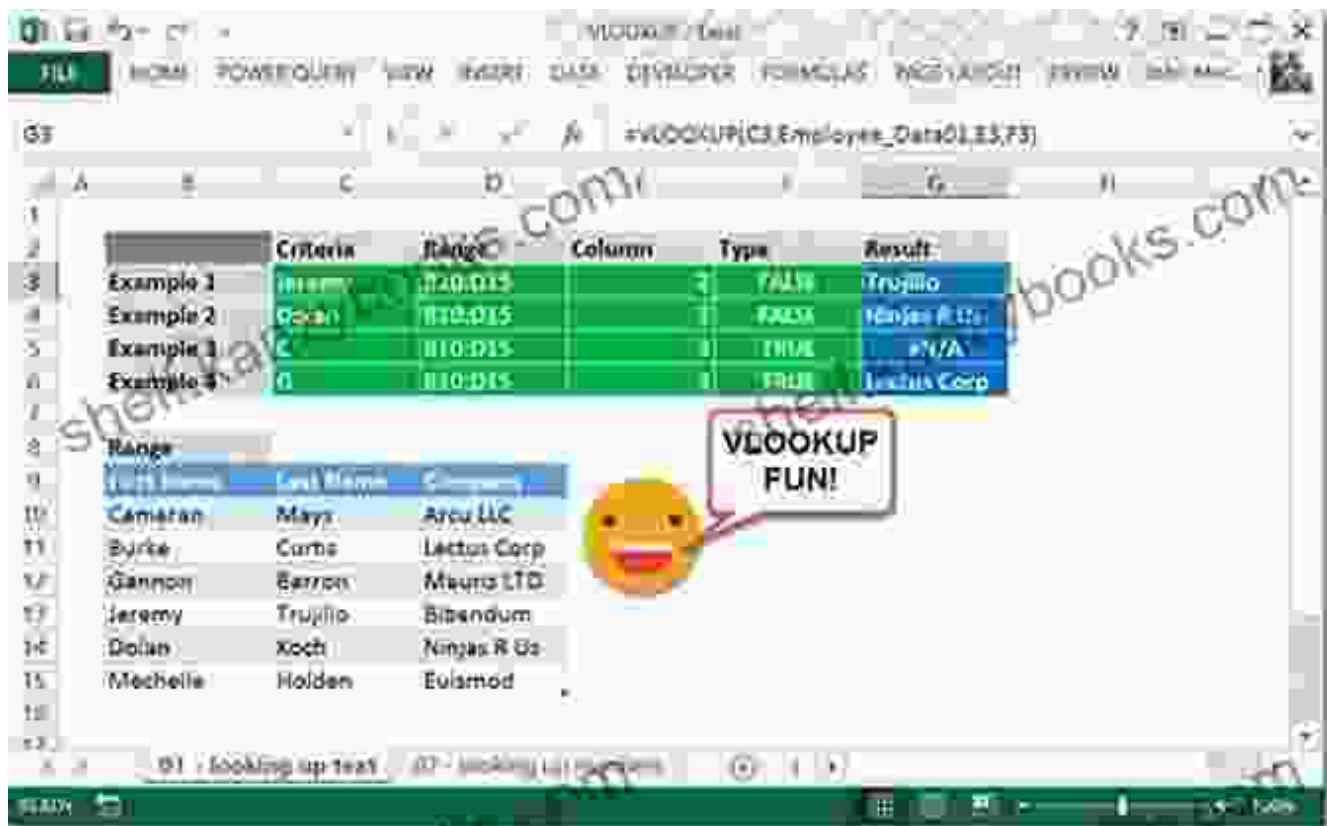
* Different types of subtotals and their applications * How to insert subtotals into Pivot Tables and other tables * Techniques for creating nested subtotals for complex data analysis

Store	Region	Fruit	Price	Units	Total
SuperMart	East	Apples	€1.25	44	€110.00
MiniMart	East	Oranges	€1.20	77	€118.20
MiniMart	East	Pears	€1.10	38	€51.08
MiniMart	West	Bananas	€1.55	50	€24.00
ShopLocal	East	Bananas	€1.55	24	€29.20
ShopLocal	East	Pears	€1.15	17	€27.00
ShopLocal	East	Bananas	€1.55	13	€25.15
MiniMart	East	Pears	€1.15	71	€45.15
ShopLocal	East	Apples	€1.25	90	€100.50
FoodMarket	East	Bananas	€1.55	39	€21.00
ShopLocal	East	Bananas	€1.55	74	€24.10
FoodMarket	East	Bananas	€1.55	81	€24.00
ValueShop	South	Bananas	€1.55	61	€179.40
ValueShop	North	Bananas	€1.55	11	€134.25
SuperM	North	Bananas	€1.55	60	€138.17
MiniMart	North	Oranges	€1.55	102	€245.18
SuperM	North	Bananas	€1.55	151	€234.15

Chapter 3: VLOOKUP: The Ultimate Lookup Function

VLOOKUP is a versatile function for retrieving data from another table or worksheet. You'll master:

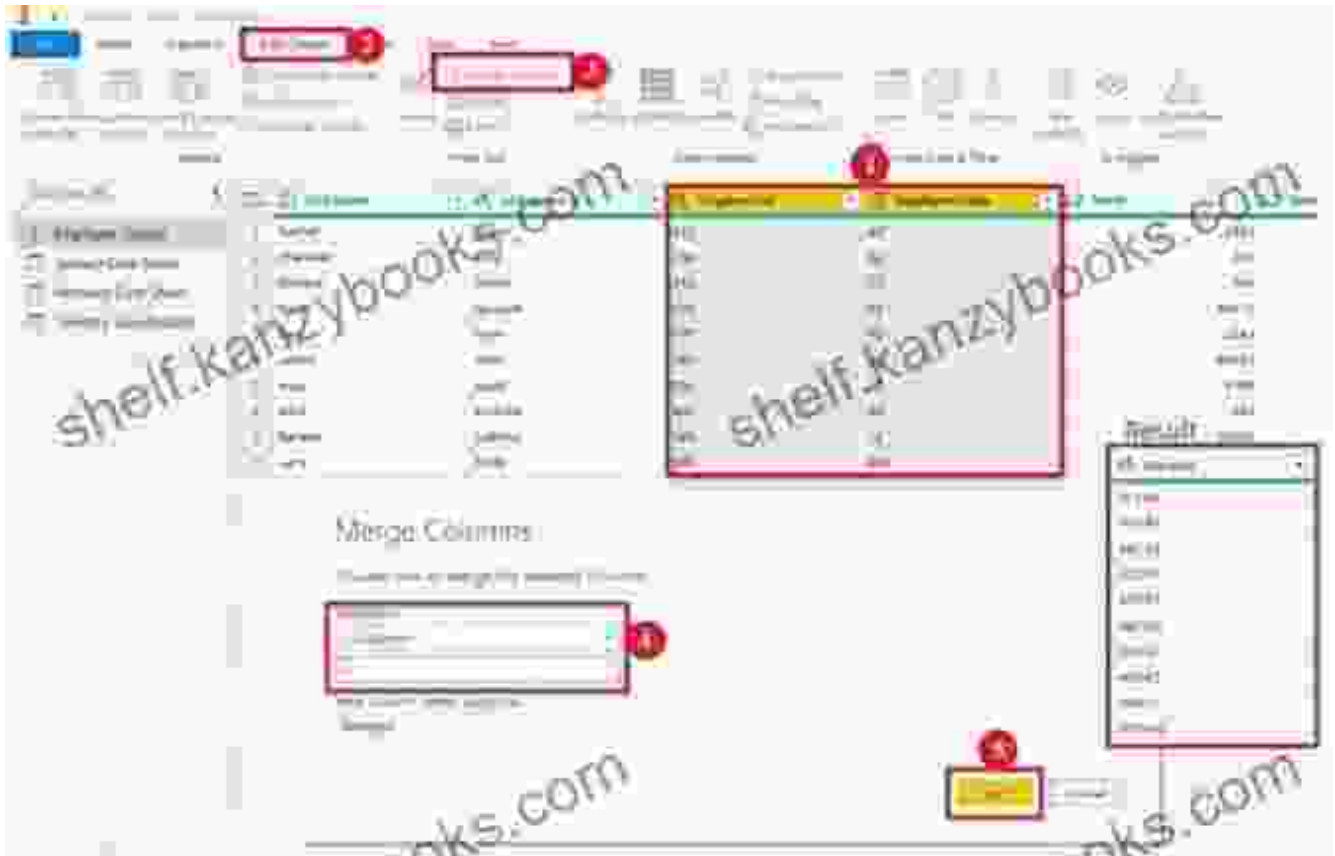
- * The syntax and arguments of VLOOKUP
- * How to use VLOOKUP to find specific values
- * Advanced techniques for handling errors and approximate matches



Chapter 4: Power Query: Data Transformation Made Easy

Power Query is a powerful tool for cleaning, transforming, and manipulating data. You'll learn:

- * How to import data from various sources into Power Query
- * Data transformation techniques, including filtering, merging, and splitting
- * Best practices for optimizing Power Query queries



Chapter 5: Dynamic Arrays: The Future of Excel Formulas

Dynamic Arrays are a revolutionary feature that transforms the way you work with formulas. You'll explore:


- * The concepts and syntax of Dynamic Arrays
- * How to create and use Dynamic Array formulas
- * Advanced techniques for extracting and manipulating data from Dynamic Arrays

Item	Location	Price
01101/2000 Apple	Corner Shop	275
01201/2000 Orange	It's Fresh	250
01301/2000 Apple	Best Quality	27
01104/2000 Pear	Corner Shop	150
01401/2000 Orange	Best Quality	150
02101/2000 Apple	It's Fresh	250
02201/2000 Orange	Corner Shop	250
02301/2000 Orange	Best Quality	150
02401/2000 Pear	It's Fresh	150
02501/2000 Apple	Corner Shop	250
02601/2000 Orange	Best Quality	150
02701/2000 Apple	It's Fresh	250
02801/2000 Orange	Corner Shop	250
02901/2000 Pear	Best Quality	150
03001/2000 Apple	It's Fresh	250
03101/2000 Orange	Corner Shop	250
03201/2000 Pear	Best Quality	150
03301/2000 Apple	It's Fresh	250
03401/2000 Orange	Corner Shop	250
03501/2000 Pear	Best Quality	150
03601/2000 Apple	It's Fresh	250
03701/2000 Orange	Corner Shop	250
03801/2000 Pear	Best Quality	150
03901/2000 Apple	It's Fresh	250
04001/2000 Orange	Corner Shop	250
04101/2000 Pear	Best Quality	150
04201/2000 Apple	It's Fresh	250
04301/2000 Orange	Corner Shop	250
04401/2000 Pear	Best Quality	150
04501/2000 Apple	It's Fresh	250
04601/2000 Orange	Corner Shop	250
04701/2000 Pear	Best Quality	150
04801/2000 Apple	It's Fresh	250
04901/2000 Orange	Corner Shop	250
05001/2000 Pear	Best Quality	150
05101/2000 Apple	It's Fresh	250
05201/2000 Orange	Corner Shop	250
05301/2000 Pear	Best Quality	150
05401/2000 Apple	It's Fresh	250
05501/2000 Orange	Corner Shop	250
05601/2000 Pear	Best Quality	150
05701/2000 Apple	It's Fresh	250
05801/2000 Orange	Corner Shop	250
05901/2000 Pear	Best Quality	150
06001/2000 Apple	It's Fresh	250
06101/2000 Orange	Corner Shop	250
06201/2000 Pear	Best Quality	150
06301/2000 Apple	It's Fresh	250
06401/2000 Orange	Corner Shop	250
06501/2000 Pear	Best Quality	150
06601/2000 Apple	It's Fresh	250
06701/2000 Orange	Corner Shop	250
06801/2000 Pear	Best Quality	150
06901/2000 Apple	It's Fresh	250
07001/2000 Orange	Corner Shop	250
07101/2000 Pear	Best Quality	150
07201/2000 Apple	It's Fresh	250
07301/2000 Orange	Corner Shop	250
07401/2000 Pear	Best Quality	150
07501/2000 Apple	It's Fresh	250
07601/2000 Orange	Corner Shop	250
07701/2000 Pear	Best Quality	150
07801/2000 Apple	It's Fresh	250
07901/2000 Orange	Corner Shop	250
08001/2000 Pear	Best Quality	150
08101/2000 Apple	It's Fresh	250
08201/2000 Orange	Corner Shop	250
08301/2000 Pear	Best Quality	150
08401/2000 Apple	It's Fresh	250
08501/2000 Orange	Corner Shop	250
08601/2000 Pear	Best Quality	150
08701/2000 Apple	It's Fresh	250
08801/2000 Orange	Corner Shop	250
08901/2000 Pear	Best Quality	150
09001/2000 Apple	It's Fresh	250
09101/2000 Orange	Corner Shop	250
09201/2000 Pear	Best Quality	150
09301/2000 Apple	It's Fresh	250
09401/2000 Orange	Corner Shop	250
09501/2000 Pear	Best Quality	150
09601/2000 Apple	It's Fresh	250
09701/2000 Orange	Corner Shop	250
09801/2000 Pear	Best Quality	150
09901/2000 Apple	It's Fresh	250
10001/2000 Orange	Corner Shop	250
10101/2000 Pear	Best Quality	150
10201/2000 Apple	It's Fresh	250
10301/2000 Orange	Corner Shop	250
10401/2000 Pear	Best Quality	150
10501/2000 Apple	It's Fresh	250
10601/2000 Orange	Corner Shop	250
10701/2000 Pear	Best Quality	150
10801/2000 Apple	It's Fresh	250
10901/2000 Orange	Corner Shop	250
11001/2000 Pear	Best Quality	150
11101/2000 Apple	It's Fresh	250
11201/2000 Orange	Corner Shop	250
11301/2000 Pear	Best Quality	150
11401/2000 Apple	It's Fresh	250
11501/2000 Orange	Corner Shop	250
11601/2000 Pear	Best Quality	150
11701/2000 Apple	It's Fresh	250
11801/2000 Orange	Corner Shop	250
11901/2000 Pear	Best Quality	150
12001/2000 Apple	It's Fresh	250
12101/2000 Orange	Corner Shop	250
12201/2000 Pear	Best Quality	150
12301/2000 Apple	It's Fresh	250
12401/2000 Orange	Corner Shop	250
12501/2000 Pear	Best Quality	150
12601/2000 Apple	It's Fresh	250
12701/2000 Orange	Corner Shop	250
12801/2000 Pear	Best Quality	150
12901/2000 Apple	It's Fresh	250
13001/2000 Orange	Corner Shop	250
13101/2000 Pear	Best Quality	150
13201/2000 Apple	It's Fresh	250
13301/2000 Orange	Corner Shop	250
13401/2000 Pear	Best Quality	150
13501/2000 Apple	It's Fresh	250
13601/2000 Orange	Corner Shop	250
13701/2000 Pear	Best Quality	150
13801/2000 Apple	It's Fresh	250
13901/2000 Orange	Corner Shop	250
14001/2000 Pear	Best Quality	150
14101/2000 Apple	It's Fresh	250
14201/2000 Orange	Corner Shop	250
14301/2000 Pear	Best Quality	150
14401/2000 Apple	It's Fresh	250
14501/2000 Orange	Corner Shop	250
14601/2000 Pear	Best Quality	150
14701/2000 Apple	It's Fresh	250
14801/2000 Orange	Corner Shop	250
14901/2000 Pear	Best Quality	150
15001/2000 Apple	It's Fresh	250
15101/2000 Orange	Corner Shop	250
15201/2000 Pear	Best Quality	150
15301/2000 Apple	It's Fresh	250
15401/2000 Orange	Corner Shop	250
15501/2000 Pear	Best Quality	150
15601/2000 Apple	It's Fresh	250
15701/2000 Orange	Corner Shop	250
15801/2000 Pear	Best Quality	150
15901/2000 Apple	It's Fresh	250
16001/2000 Orange	Corner Shop	250
16101/2000 Pear	Best Quality	150
16201/2000 Apple	It's Fresh	250
16301/2000 Orange	Corner Shop	250
16401/2000 Pear	Best Quality	150
16501/2000 Apple	It's Fresh	250
16601/2000 Orange	Corner Shop	250
16701/2000 Pear	Best Quality	150
16801/2000 Apple	It's Fresh	250
16901/2000 Orange	Corner Shop	250
17001/2000 Pear	Best Quality	150
17101/2000 Apple	It's Fresh	250
17201/2000 Orange	Corner Shop	250
17301/2000 Pear	Best Quality	150
17401/2000 Apple	It's Fresh	250
17501/2000 Orange	Corner Shop	250
17601/2000 Pear	Best Quality	150
17701/2000 Apple	It's Fresh	250
17801/2000 Orange	Corner Shop	250
17901/2000 Pear	Best Quality	150
18001/2000 Apple	It's Fresh	250
18101/2000 Orange	Corner Shop	250
18201/2000 Pear	Best Quality	150
18301/2000 Apple	It's Fresh	250
18401/2000 Orange	Corner Shop	250
18501/2000 Pear	Best Quality	150
18601/2000 Apple	It's Fresh	250
18701/2000 Orange	Corner Shop	250
18801/2000 Pear	Best Quality	150
18901/2000 Apple	It's Fresh	250
19001/2000 Orange	Corner Shop	250
19101/2000 Pear	Best Quality	150
19201/2000 Apple	It's Fresh	250
19301/2000 Orange	Corner Shop	250
19401/2000 Pear	Best Quality	150
19501/2000 Apple	It's Fresh	250
19601/2000 Orange	Corner Shop	250
19701/2000 Pear	Best Quality	150
19801/2000 Apple	It's Fresh	250
19901/2000 Orange	Corner Shop	250
20001/2000 Pear	Best Quality	150

	Home	Best Quality	It's Fresh	Corner Shop	Total
Apple	421	246	0	0	667
Orange	0	0	250	250	500
Pear	246	0	0	0	246
Total	0	0	0	0	2000
Home	0	0	0	0	0
Best Quality	0	0	0	0	0
It's Fresh	0	250	0	0	250
Corner Shop	0	0	250	0	250
Total	0	0	250	250	500

Mastering Pivot Tables, Subtotals, VLOOKUP, Power Query, and Dynamic Arrays will equip you with the skills to tackle complex data analysis tasks with confidence and efficiency. This guide will empower you to unlock the full potential of Excel and become a data analysis expert.

Invest in your professional development today and gain the competitive edge in today's data-driven job market. Free Download your copy of "Master Pivot Tables Subtotals Vlookup Power Query Dynamic Arrays Data Analysis" and unlock the power of data analysis.



Power Excel 2024 with MrExcel: Master Pivot Tables, Subtotals, VLOOKUP, Power Query, Dynamic Arrays & Data Analysis

by Jon A. Shank

★★★★☆ 4.6 out of 5

Language : English
 File size : 44168 KB
 Text-to-Speech : Enabled
 Screen Reader : Supported
 Enhanced typesetting : Enabled
 Print length : 529 pages


Lending : Enabled

X-Ray for textbooks : Enabled



Unlock the Power of SEO: The Ultimate Almanac of Free Tools, Apps, Plugins, Tutorials, Videos, and Conferences

In today's highly competitive digital landscape, search engine optimization (SEO) has become an indispensable strategy for businesses and individuals...



The Ultimate Guide to Frying: An Updated Cookbook of Tasty Fried Dish Ideas

Are you ready to embark on a culinary adventure that will tantalize your taste buds and leave you craving more? Our updated cookbook, An...