


How to Grow Early Crops Using an Age-Old Technique

Looking for a way to get a jump start on your gardening season? Try using cloches!

Cloches are a type of cold frame that is used to protect plants from frost and extend their growing season. They are typically made of a clear material, such as glass or plastic, and are placed over plants to create a warm, sheltered environment.



Hot Beds: How to grow early crops using an age-old technique by Jack First

★★★★☆ 4.6 out of 5

Language : English
File size : 13120 KB
Text-to-Speech : Enabled
Screen Reader : Supported
Enhanced typesetting : Enabled
Print length : 138 pages



Cloches can be used to grow a variety of crops, including:

- Leafy greens, such as lettuce, spinach, and kale
- Root vegetables, such as carrots, beets, and turnips
- Fruit, such as tomatoes, peppers, and eggplant

If you're interested in growing early crops using cloches, here's what you need to know:

How to Build a Cloche

There are many different ways to build a cloche. One simple method is to use a clear plastic sheet or glass panes. Cut the material to the desired size and shape, and then bend it into an arch over the plants. Secure the cloche in place with stakes or bricks.

You can also build a cloche using a wooden frame. Construct the frame to the desired size and shape, and then cover it with clear plastic or glass. Secure the plastic or glass in place with staples or nails.

How to Plant in a Cloche

When planting in a cloche, it's important to choose crops that are tolerant of cold temperatures. Some good choices include:

- Leafy greens, such as lettuce, spinach, and kale
- Root vegetables, such as carrots, beets, and turnips
- Hardy fruits, such as blueberries, raspberries, and strawberries

To plant in a cloche, simply dig a hole in the soil and place the plant in the hole. Fill in the hole with soil and water the plant well.

How to Care for Plants in a Cloche

Caring for plants in a cloche is relatively easy. Here are a few tips:

- Water the plants regularly. The soil in a cloche can dry out quickly, so it's important to water the plants deeply and regularly.
- Fertilize the plants monthly. The plants in a cloche will need to be fertilized regularly to ensure that they are getting the nutrients they need to grow and produce fruit.
- Ventilate the cloche on warm days. The temperature inside a cloche can rise quickly on warm days, so it's important to ventilate the cloche to prevent the plants from overheating.

By following these tips, you can grow early crops using cloches and extend your gardening season.

Benefits of Using Cloches


There are many benefits to using cloches to grow early crops. Here are a few of the most important benefits:

- Cloches protect plants from frost and cold temperatures.
- Cloches extend the growing season by allowing you to plant earlier and grow crops later in the fall.
- Cloches create a warm, sheltered environment that helps plants to grow faster and produce more fruit.
- Cloches can help to reduce pests and diseases.
- Cloches are a relatively inexpensive and easy way to grow early crops.

If you're looking for a way to get a jump start on your gardening season, cloches are a great option. They are easy to build and use, and they can

provide a number of benefits for your plants.

Growing early crops using cloches is a great way to get a jump start on your gardening season and extend your growing season. By following the tips in this article, you can grow a variety of crops in your cloche and enjoy fresh, homegrown produce all year long.



Hot Beds: How to grow early crops using an age-old technique

by Jack First


★★★★☆ 4.6 out of 5

Language : English
File size : 13120 KB
Text-to-Speech : Enabled
Screen Reader : Supported
Enhanced typesetting : Enabled
Print length : 138 pages



Unlock the Power of SEO: The Ultimate Almanac of Free Tools, Apps, Plugins, Tutorials, Videos, and Conferences

In today's highly competitive digital landscape, search engine optimization (SEO) has become an indispensable strategy for businesses and individuals...



The Ultimate Guide to Frying: An Updated Cookbook of Tasty Fried Dish Ideas

Are you ready to embark on a culinary adventure that will tantalize your taste buds and leave you craving more? Our updated cookbook, An...